

## **Configuration of SD-Card (and micro-SD-Card) interfaces on the H8-SPI board (H8 WIZ850io GAL SDC)**


SD, or micro-SD, socket “break-out-boards” may be attached to P8 and/or P9. The jumper areas (“personality modules”) P11 and P14, respectively, are used to configure the H8-SPI to the selected break-out-board(s). If no break-out-board is attached, then JP10 or JP9, respectively, should be shorted/installed.

SD socket connector P8 is configured by personality module P11 or disabled by jumper JP10.

SD socket connector P9 is configured by personality module P14 or disabled by jumper JP9.

Personality module jumpers may be utilized by one of (at least) three possible methods:

- Jumper wires may be directly soldered to the PCB (“permanent”).
- Wire-wrap posts (pin headers) may be soldered to the PCB, and wire-wrap wires used to jumper connections (re-configurable).
- A DIP20 socket may be soldered to the PCB, and DIP20 configuration modules may be wired and plugged in as desired (plug-configurable). Using, for example:
  - <https://www.digikey.com/en/products/detail/aries-electronics/20-600-10/4261>



Similarly, SD break-out-boards may be either directly (“permanently”) soldered to the PCB, or SIP sockets (socket headers) may be used and the SD modules plugged in.


The most flexible setup, allowing SD card modules to be interchanged at-will, is to use the DIP20 socket and configuration modules along with a 9-pin socket header at P8 (P9). Some SD-Card modules have less than 9 pins, and so must be correctly aligned when plugging in.

The personality module wiring for some popular (micro-)SD-Card socket modules follow.

# Adafruit 254

<https://www.adafruit.com/product/254>


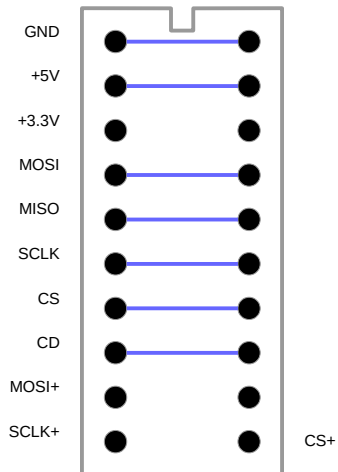
An example of an SD-socket with level translators and it's own 3.3V regulator.



# Pololu 2587

<https://www.pololu.com/product/2587>

The device the board was designed for.



# Sparkfun 544

<https://www.sparkfun.com/products/544>

An example of an SD-socket with no level translators, requiring 3.3V only.

